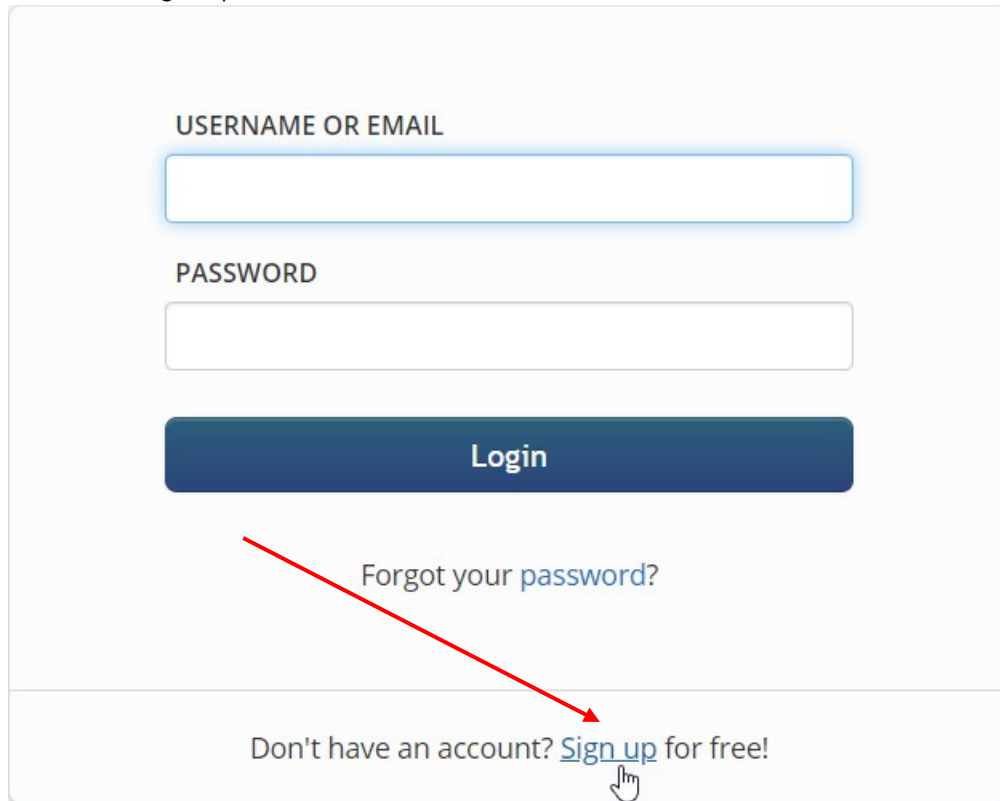


## Infectious Disease Online – Hosted by LIUNA Training

You must register with the LIUNA Training LMS to take the infectious disease course.

1. Click the sign-up link.



USERNAME OR EMAIL

PASSWORD

Login

Forgot your [password?](#)

Don't have an account? [Sign up](#) for free!

A red arrow points from the "Forgot your password?" link down to the "Sign up" link in the footer.

2. During the signup at the end choose Training Fund and fill in MI – Michigan Laborers Training.

HOW DID YOU LEARN ABOUT THE EID WORKER TRAINING PROGRAM?

Training Fund ▼

TRAINING FUND

MI - Michigan Laborers' Tr... ▼

3. After successfully registering you must check your email and click on the “Confirm your account” link.

## Welcome to TransPerfect Learning Platform Inbox x

**TransPerfect Learning Platform** <noreply@em.ltplatform.transperfectlearning.com>

to me ▾

Welcome ELIOTT,

To confirm your account just click the link below:

[Confirm your account](#)

*This email was sent from [TransPerfect Learning Platform](#) at 05/02/2020, 03:52:22*

4. Complete the online course and send the certificate to [officestaff@mltai.org](mailto:officestaff@mltai.org)



5. To access the certificate, log-in to your account use the dropdown under your account and click My certifications.

A screenshot of the TransPerfect Learning Platform user dashboard. The top navigation bar includes the LIUNA logo, the user name 'Elliott Cook | Learner', a 'Support' dropdown, and a search bar. The main content area is titled 'Home' and features a search bar for courses. Below this, there are four summary cards: '0 courses in progress', '0 courses not passed', '1 completed courses', and '1h 37m training time'. A card for the 'Infectious Diseases Awareness Course' shows it is 'COMPLETED'. On the right side, there is a sidebar with navigation options: 'Course catalog SIGN UP', 'PROGRESS Find out how you are doing with your training', 'Join group To get access to group courses and discussions', and 'Discussions Hold conversations with fellow users' with a notification badge showing '4'.

- Click on the Download button for the Infectious Disease Awareness Course.

Certification ▾	Issue date	Expiration date	Options
Infectious Diseases Awareness Course	08/01/2018	Never	 Download

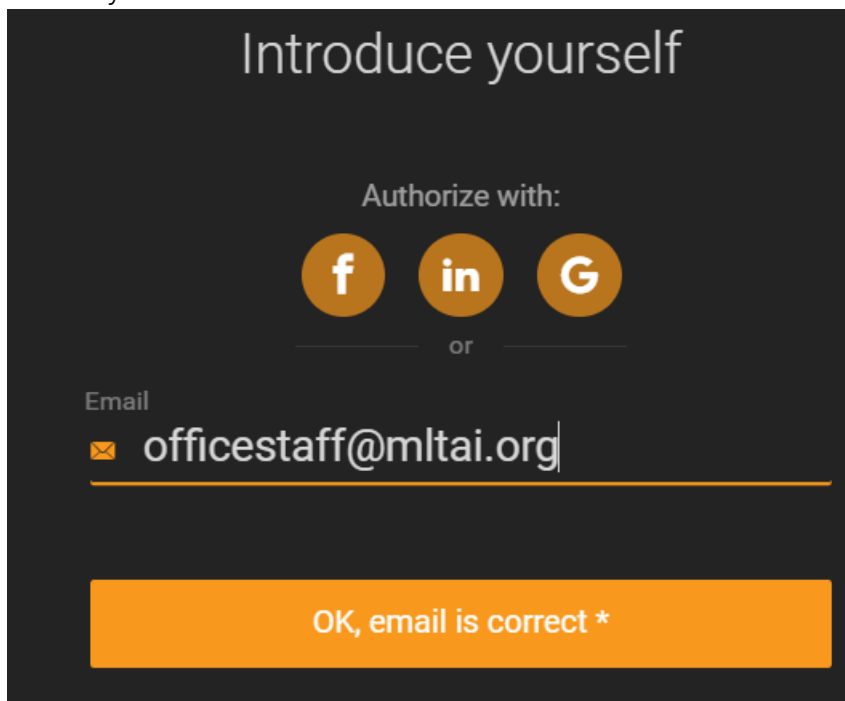
1 to 1 of 1

- Once you have downloaded your certificate, attach it to an email and send it to [officestaff@mltai.org](mailto:officestaff@mltai.org)

## All Courses – Hosted by MLTAI

You must register with the MLTAI LMS to take any other course. Registration only is required during the FIRST course. All other courses will use your username and password created during registration.

- Fill out your email address.




The screenshot shows a registration form with the following elements:

- Title: "Introduce yourself"
- Section: "Authorize with:"
- Options: Three circular buttons for "f" (Facebook), "in" (LinkedIn), and "G" (Google+).
- Separator: "or" with horizontal lines on either side.
- Field: "Email" with a text input containing "officestaff@mltai.org".
- Button: A large orange button at the bottom that says "OK, email is correct \*".

2. Fill out your Name and Password. Click 'OK, go to the course'



## Set your name and password

Name

 Office Staff

---

Password

 ●●●●●●●●●● 

---

At least 7 characters     No spaces

Remember me on this device

[OK, go to the course](#)